



Electronic Controller

WDCWC1-12V

Electronic Direct Flush Activation

Description

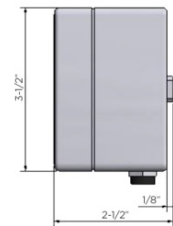
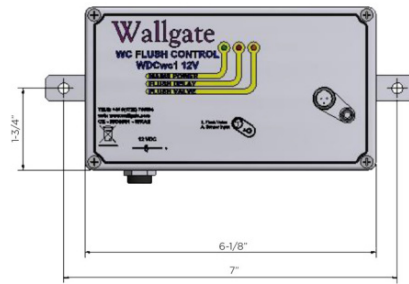
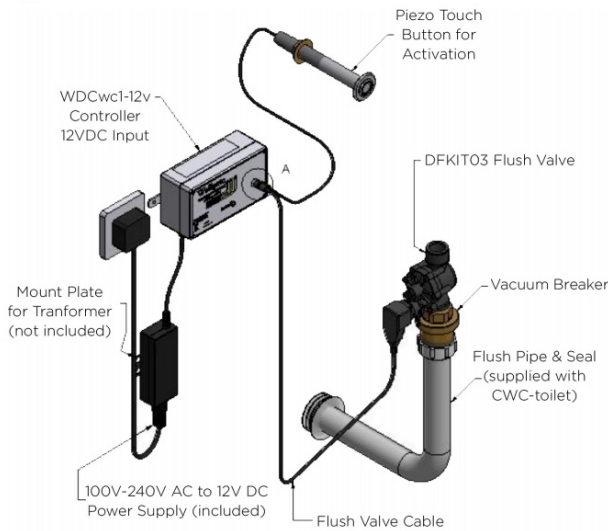
The WDCwc1-12V is an electronic control module for a single direct acting flush valve. The WDCwc1-12V is intended for use with Wallgate direct flush kit DFKIT03

The controller is set to give a consistent flush volume, ensuring satisfactory flush performance, without wasted water. The WDCwc1-12V Incorporates a 30 second flush delay after each flush – this feature is not adjustable


Features

- 12v DC power
- Supports potable and non-potable flush valves only
- delivers a simple 1.5 gallon flushes and state codes

Typical Installation



001	Base Model Number (must specify)
<input type="checkbox"/>	WDCWC1-12V Electronic Direct Flush Activation



WARNING: Cancer and Reproductive Harm
www.P65Warnings.ca.gov